



**Premier
Imaging**
Medical Systems, Inc.

ISO 9001 Certified



**MAKE FLUORO
PROFITABLE AGAIN**

The Only Digital
Imaging Technology Update
for the GE Advantx, Legacy, and Precision 500

- ★ Windows 10 Platform
- ★ 50% or More Dose Reduction
- ★ HIPPA Compliant
- ★ Upgrade Provided to your Proven R and F Room
- ★ Table Side Operators' Controls
- ★ Complete Rooms Available



Insight Essentials Update for GE Advantx, Legacy, and Precision 500 R&F Rooms

WINDOWS 10 PLATFORM HIPPA COMPLIANT | FDA APPROVED SYSTEM



INTUITIVE USER INTERFACE | EASY-TO-USE CONTROLS

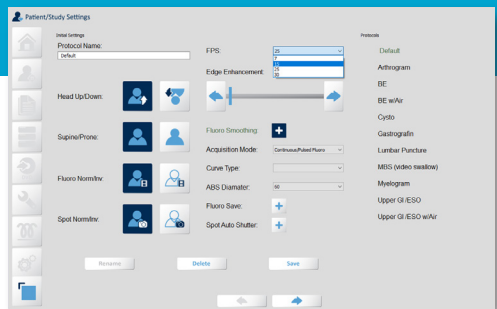
Image acquisition:

- ★ Fluoroscopy and Pulsed Fluoroscopy Acquisition at 30, 25, 15 and 7.5 Frames Per Second (FPS)
- ★ Fluoroscopy stores up to 30 minutes of fluoroscopy per exam (For MBS and speech therapy patients)
- ★ Support for single or dual monitor operation for “live” and “reference” touchscreen monitors
- ★ Immediate image review with post processing features such as annotations, and region of interest
- ★ Standard image processing features include; invert, zoom/pan, window/level, edge enhancement and variable playback speed controls for multi-frame sequences to optimize patient review
- ★ Patient studies can be printed to any Windows printer or archived to PACS

- ★ DICOM Send /Worklist
- ★ MBS function can record the fluoroscopy of an entire exam
- ★ Increase the imaging performance of your existing fluoroscopy system
- ★ Increased Security with Windows 10
- ★ Improved compliance, fluoroscopy time and dose monitoring built in
- ★ Increased equipment reliability while keeping operating costs low
- ★ 12 months parts and labor warranty
- ★ 3 day installation

Options:

- ★ Media Write to external drive which may require a new facility HIPPA compliance letter for patients
- ★ Reference Monitor Support



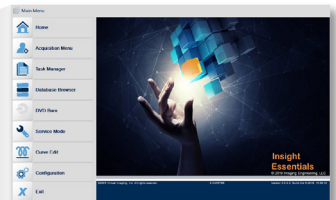
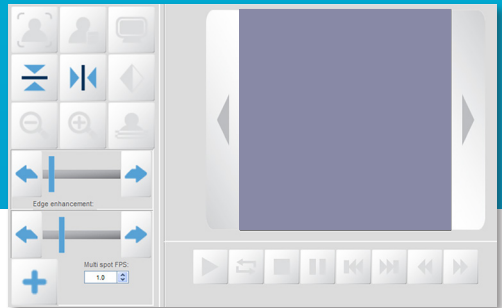
Proven imaging system with over a decade of installs

UTILIZING PREMIER IMAGING'S INTERFACE IS THE PERFECT TECHNOLOGY REFRESH FOR THE INDUSTRY STANDARD GE ADVANTX AND LEGACY SYSTEMS



INCREASED IMAGE QUALITY | MINIMUM OF 50% DOSE REDUCTION

- ★ Windows 10 Support
- ★ Replaces the Saturn/Digital acquisition (Windows 95) computer on the Precision 500
- ★ Spot Exposure Frame Rates 0.5, 1, 2, 3, 4, 5, 6
- ★ Retrospective save allows for the saving of short fluoroscopy loops during any study
- ★ Our unique Prospective save is designed for MBS studies and can save up to 30 minutes of fluoroscopy and can eliminate the video recorder
- ★ Unique Feature Fluoroscopy Loop Editing
- ★ Flexible and customizable image process settings to match your system and needs
- ★ Unique Table Side Operator controls enhances workflow
- ★ Our CMOS camera has a Quantum Efficiency of 70% compared to end of life CCDs in the Precision 500D at 35%
- ★ Low/Medium/High Dose Support
- ★ Elimination of GE DRS cabinet for the Advantx and Legacy
- ★ Optional Dosimetry Kit displays and records exposure dose and fluoroscopy dose rate
- ★ Display & Recording of Air Kerma, Air Kerma Rate, and Fluoroscopy Time
- ★ Auto print to DICOM PACS of dose report per exam



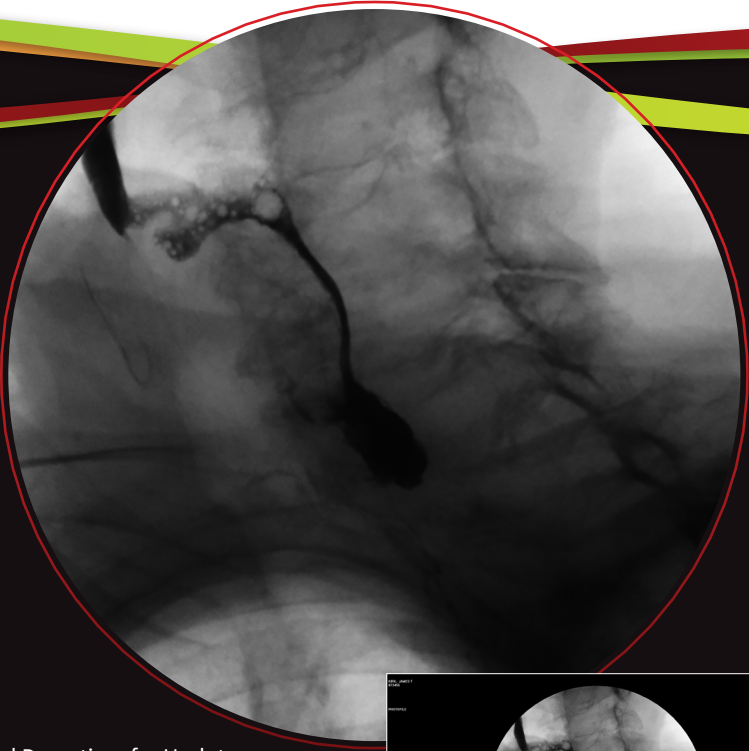
Premier Imaging Medical Systems, Inc.

AN ISO 9001 FACILITY

PO Box 188 | Rome, GA 30162 | Office 706-232-4900 | www.premierims.com

Sales: Brian @ 706-996-6070 or brian.carlock@premierims.com

Sales: Robin @ 706-512-0265 or robin.west@premierims.com



- ★ Minimal Downtime for Update
- ★ Huge Improvement in Image Quality
- ★ Fluoroscopy Spot Acquire is 0.5, 1, 2, 3, 4, 5, 6 fps
- ★ MBS Function Capable of Recording the Fluoroscopy of the Entire Exam



Auto Dose Reporting to PACS

Exam protocol	
Patient name	EMERGENCY-PATIENT
Patient ID	
Date of birth	12/31/69
Sex	
Study description	
Institution name	Institution name
Study date	10/14/19 18:45
Total dose	14.70 [mGy]
Exposure time	0.55 [min]